


Product group: Common Rail Injector (CRI/CRIN)



Criteria:

- dismantled/incomplete
- mechanical damage
- corrosion
- carbonization
- electronical defect
- not identifiable

red frame → not acceptable
 green frame → acceptable

Criterion: dismantled/incomplete



Aggregate dismantled → not acceptable




nozzle missing → not acceptable




inlet connector missing → not acceptable

Criterion: mechanical damage



damage on connector → acceptable



broken nose on magnet valve → acceptable





Damage on body caused by inappropriate handling (e.g. hammer) → not acceptable



Brushed CRIs → acceptable

Criterion: corrosion



Heavy corrosion:

Rust on entire body

Corrosion on duct or magnetic clamping nozzle

runback with heavy exterior corrosion, corrosion on interior sealing surface

→ acceptable

→ acceptable

→ acceptable

Criterion: carbonization



Carbonization

→ acceptable

(Exception: number cannot be read from part)

Criterion: electrical defect



connector melted → not acceptable

Criterion: not identifiable

Order of identification:

- Factory number on the part (starting with 0445010..., 0445115..) or
- Bosch Exchange number (starting with 0986...) on the part or
- Bosch Exchange number (starting with 0986...) on the box

